

2 Patents Pending

Fast & Fancy

BlazeLets™

CHARMS KIT

AGES
6+

AGES 6+ / AÑOS 6+



CREATE & WEAR ★
COLORED GUMMY BRACELETS!

CONTENTS:



3 BAGS OF MAGIC POWDER

+
1 BAG OF GLOW IN THE DARK MAGIC POWDER (WHITE COLOR)



1 GLITTER BAG



1 BRUSH



2 SHAPE MOLDS



4 PAIRS OF HOOKS



2 BAGS FOR LEFTOVER POWDER



WATERPROOF PAD



4 PLASTIC WIRES



1 WATER DISPENSER



WARNING


CHOKING HAZARD - Small parts
Not for children under 3 years old.

INSTRUCTIONS:

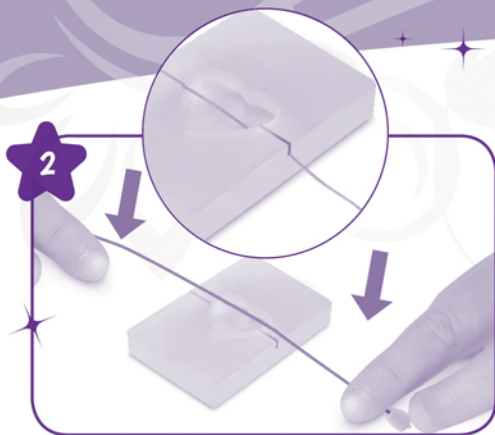


Put the two fasteners on the ends of the string, making a small knot to stop the string and cut the extra length at the end.

***Use the waterproof pad as a worktop!**



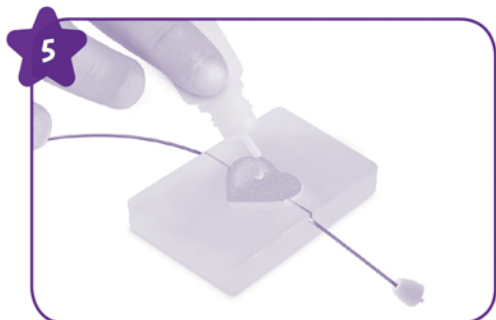
Pour the powder into the mold and remove any extra grains around the edge. Place the leftover powder inside the extra bags.




Insert the string into the slots of the shape mold.



Remove the pointed cap on the dispenser and fill it with water.



Using the dispenser, pour a few drops of water onto the powder.

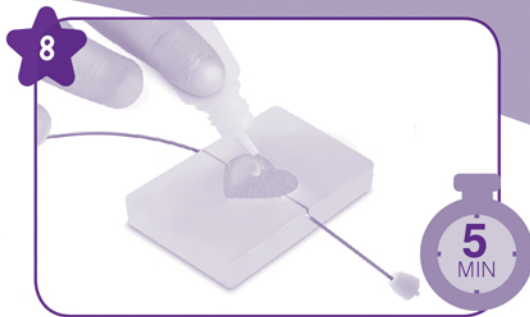


Dab the powder with a tissue to absorb excess water.


- ★ Shake the "Glow in the dark!" bag before use.
- ★★ Place the leftover powder inside the extra bags.



Place in a dry place and let it dry for 5 minutes.



If necessary, wet the parts of powder that have not thickened yet and let them dry for 5 minutes.



Carefully extract the shape just created from the shape mold.



You can bend the mold to facilitate the extraction of the shape. Repeat steps no. 2 to 9 to create other charms.

TRICKS AND TIPS



1) You can put two molds side by side to create several charms at the same time.



2) You can gather the leftover powder. Use the empty bags you have to save it.

11



Decorate with the glitter using the ad hoc brush.

12



Let it dry for 10 minutes.

Wear it!

Visit:

WWW.FASTANDFANCYCREATIONS.COM/VIDEO

to Watch How-To Videos and Tips & Tricks

Adult Supervision required

INSTRUCTIONS AND SAFETY RULES:

- Keep children younger than the specified age and animals away from the activity area.
- Do not use any equipment not supplied or recommended in the instructions for use.
- Keep the play area clean before and during the activity.
- Play using a placemat or a sheet of paper on the table, to facilitate cleaning of the playing area.
- Wash hands after doing activities.
- Clean the work area immediately after the activity.
- Clean all equipment after use.

WHEN STILL IN A GRANULAR STATE:

- Do not eat in the activity areas.
- Do not put the material in your mouth.
- Do not inhale powder.
- Do not put the product on your skin.
- In case of eye contact: Rinse the eye with plenty of water, keep the eye open.
- If swallowed: Rinse mouth with water, drink clean water. Do not induce vomiting.



WARNING: CHOKING
HAZARD - Small parts may be generated.
Not for children under 3 years old.



Memento Srl
Via Corte dei Mesagnesi, 30
73100 Lecce - Italy
www.mementotoys.com

©Memento Brand